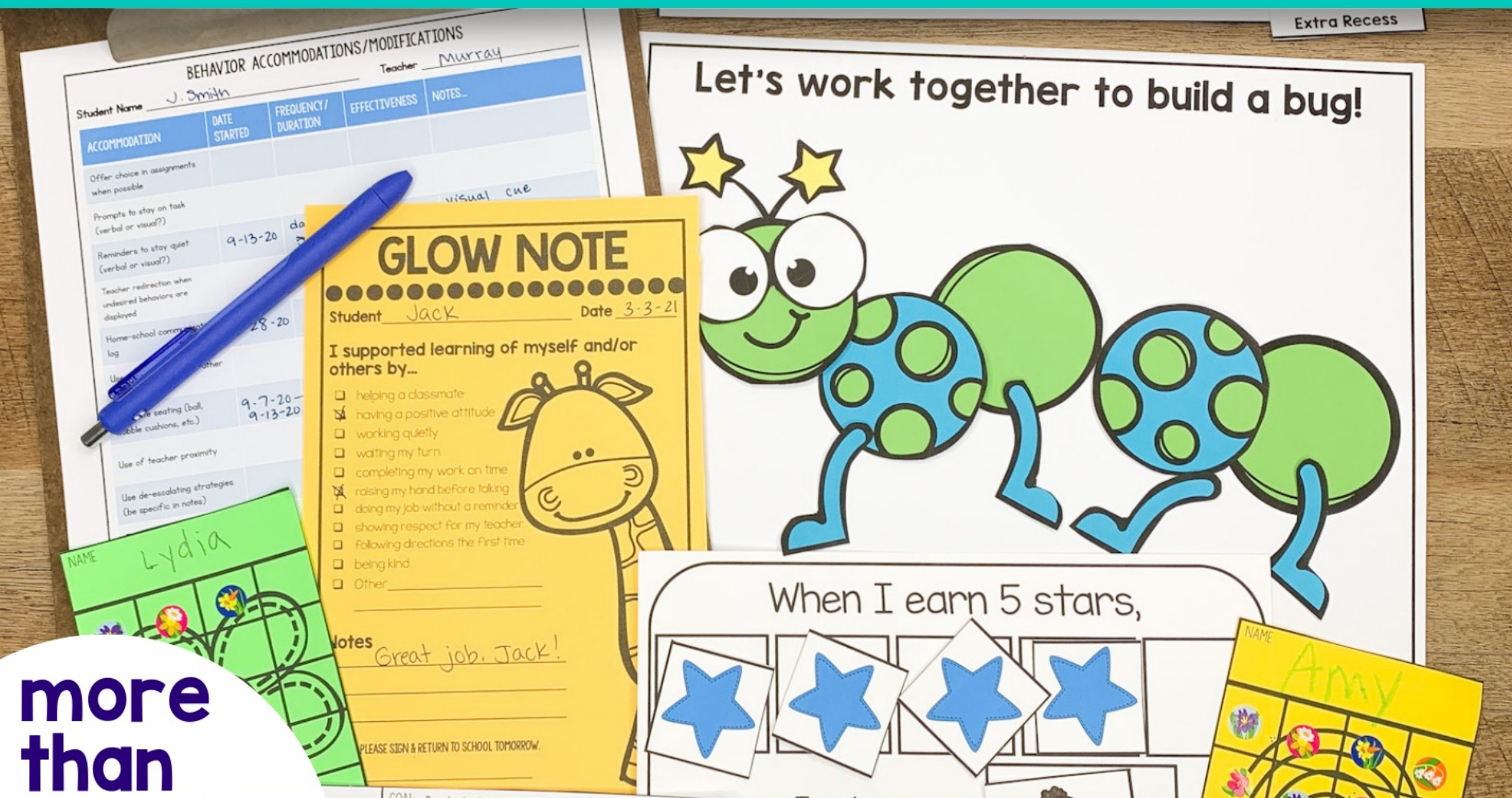


Kindergarten MEGA Bundle

CLASSROOM & BEHAVIOR MANAGEMENT



more
than
50 off%!

INCLUDED IN THIS BUNDLE:

Parent Communication Bundle

Classroom Visuals Bundle

Behavior Documentation Bundle

Build-a-Reward Chart Bundle

Glow & Grow Note Bundle

Behavior Puzzles Bundle

Calm Down Corner Tools

& so much more!

© TEACHING EXCEPTIONAL KINDERS

Raise hand
and wait to
be called on.



When I earn 5 stars,

★	★			
---	---	--	--	--

I get _____

dance

A small illustration of a girl in a blue shirt and pants, dancing.

Reward Choice Menu

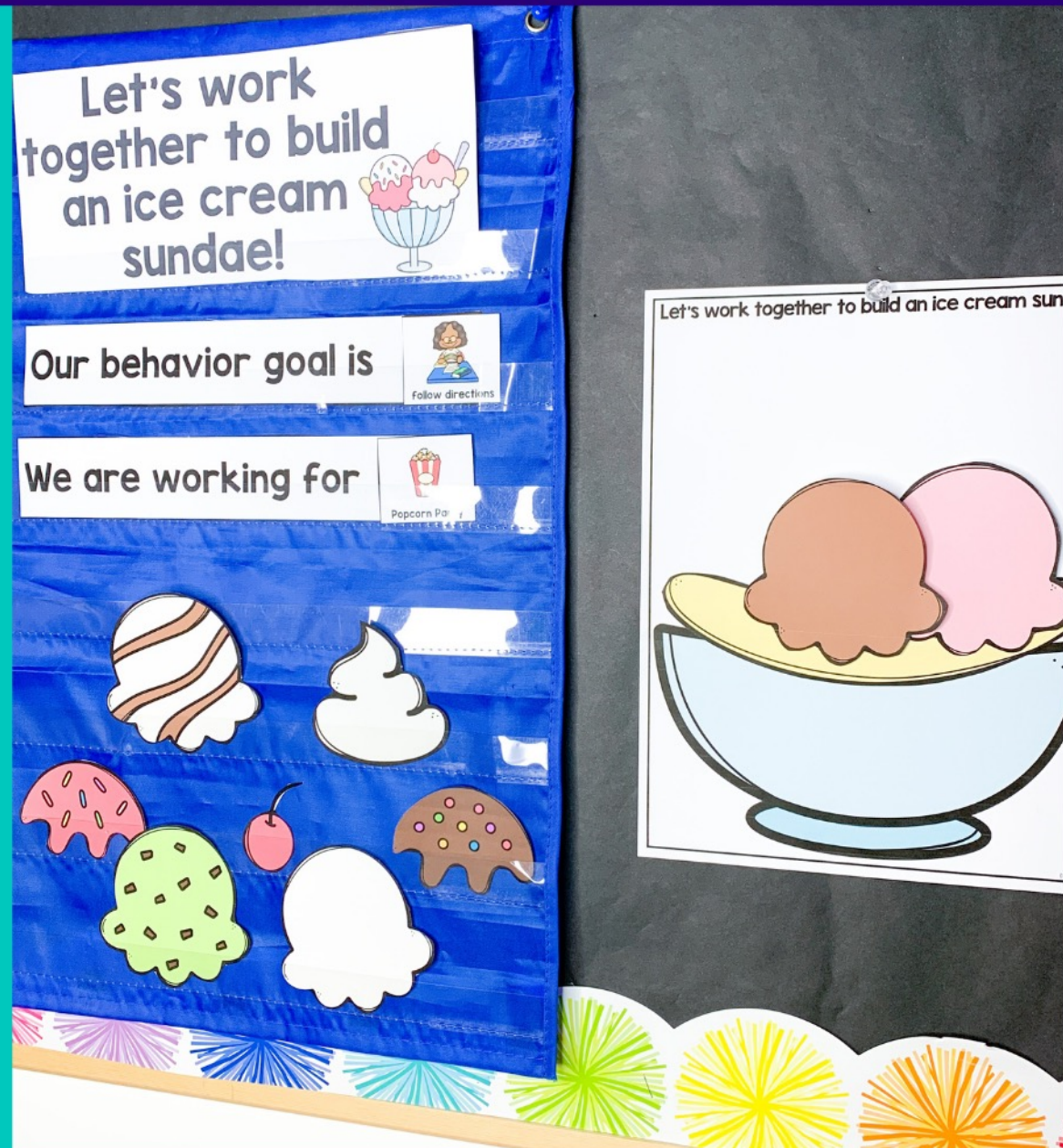
teacher helper	watch video	
----------------	-------------	--

VALUED
OVER \$240!

SAVE TIME & ENERGY - GET A VARIETY OF EFFECTIVE TOOLS **ALL IN ONE PLACE!**

This bundle includes all of my **best selling** behavior, organization, and communication classroom management tools.

There is a great variety of **effective** and **low-prep** classroom management resources!



LOW-PREP, HIGHLY EFFECTIVE TOOLS!

Take Home Folder Log
Week of 8/27

	NOTES & ASSIGNMENTS	BEHAVIOR	PARENT INITIALS
MONDAY	Read 20 minutes	great day!	Am
TUESDAY	Math page 7 Parent packet due Friday	Reminders to keep hands to self. thanks	Am
WEDNESDAY	Read 20 minutes	good Am tough recess - see note	Am
THURSDAY	Math page 11	great day! way to go!	Am
FRIDAY	No Homework! Have a great weekend! 😊	great day! Keep it up! ✨	Am


There is no extra time to be searching for behavior and organizational tools that work, right?

This bundle is packed with low-prep, effective tools to use to keep yourself organized, professional, and prepared for classroom behaviors.

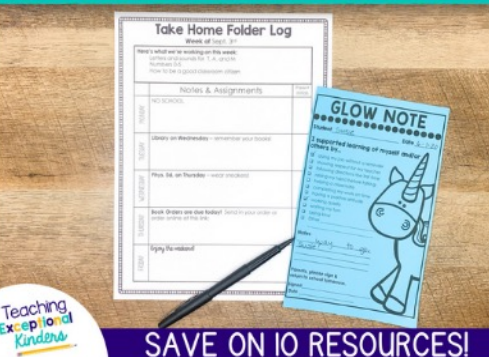
Save BIG with the **MEGA** bundle!

This bundle includes 6 of my classroom management bundles!

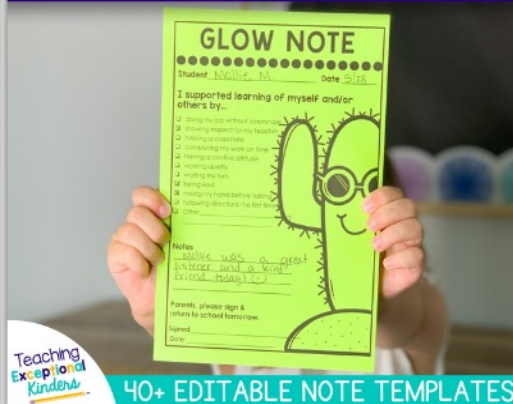
CLASSROOM VISUALS BUNDLE OF PICTURE SUPPORTS




Parent Communication BUNDLE OF EDITABLE FORMS



GLOW & GROW NOTES BUNDLE OF BEHAVIOR NOTES




BEHAVIOR PUZZLES BUNDLE FOR THE YEAR



Documenting Behavior Bundle TOOLS FOR MANAGING BEHAVIORS



Whole Class REWARD SYSTEM -THE COMPLETE BUNDLE-



**BE
PREPARED
FOR
EVERYTHING!**

BEHAVIOR TOOLS FOR INDIVIDUALS

Name Christina Week of: _____

Point Scale:
2 points: Doing my job with no reminders.
1 point: Doing my job with 2-3 reminders.
0 Points: Doing my job with 4 or more reminders OR not doing my job.

Weekly Points Goal 85

Daily Points Goal 19

	Monday	Tuesday	Wednesday	Thursday	Friday
9:00	1				
9:30	2				
10:00	0				
10:30	2				
11:00	1				
11:30	2				
12:00	2				
12:30	1				
1:00	1				
1:30	2				
2:00	2				
2:30	2				
Total	16				

Name Amy Date _____

MY GOAL: I will follow directions the first time and do my job without being disruptive. When I meet my goal, I will color a box. When I color 4 boxes, I get my reward.
I am working for extra center time

--	--	--	--	--

Raise hand
and wait to
be called on.



When I earn 5 stars,

--	--	--	--	--

I get _____

dance

Reward Choice Menu

 teacher helper	 watch video	
--------------------	-----------------	--


OPTIONS FOR
POINT SHEETS
& TOKEN BOARDS

15+ Whole Class behavior Charts to motivate positive behavior!

We are working for



Let's work together to build a pizza!




Behavior Puzzles - Great for subs!

Whole Class Behavior Incentive

Reward 10 minutes extra recess

Display the black and white puzzle board so students can see it. Each time you notice students making positive behavior choices, have them add a piece to the puzzle. When the puzzle is filled, they earn their reward.


If they fill the board early, you can clear the puzzle board and do it again.



Whole Class Behavior Incentive

Reward Extra Recess Time

Display the puzzle on the board where students can access it. Each time you notice a student making a positive behavior choice, have them color 1 square on the puzzle. When the puzzle is filled, they earn their reward.



**ENCOURAGE
POSITIVE
BEHAVIOR!**

BEHAVIOR TALLY CHART

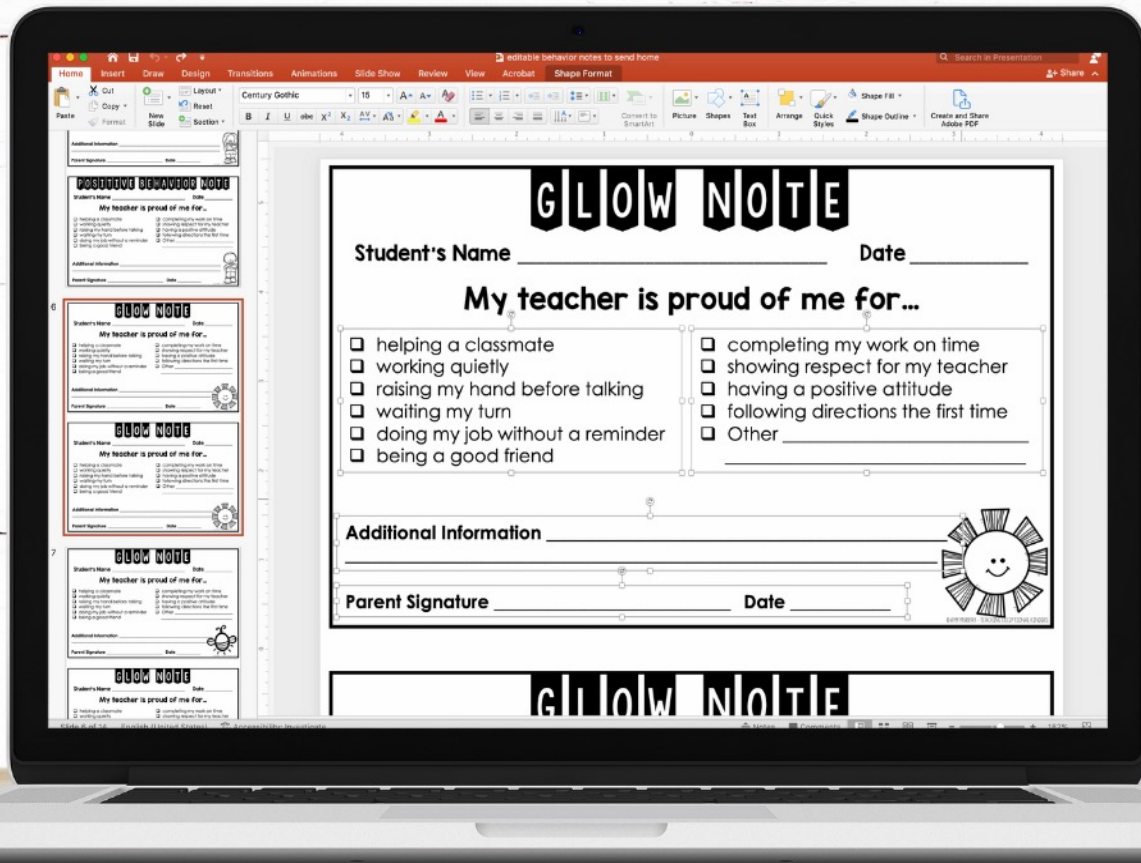
Student Name J. Smith

Directions: Record the behavior being observed (example: calling out, touching someone, hitting, etc.). Circle or slash a number each you observe the behavior.

Date: <u>10/1</u>	Behavior: <u>calling out</u>	Number of incidents: <u>1 2 3 4 5 6 7 8 9 10 11 12 13 14 15</u>	TOTAL <u>15</u>
Date: <u>10/8</u>	Behavior: <u>calling out</u>	Number of incidents: <u>1 2 3 4 5 6 7 8 9 10 11 12 13 14 15</u>	TOTAL <u>12</u>
Date: <u>10/15</u>	Behavior: <u>calling out</u>	Number of incidents: <u>1 2 3 4 5 6 7 8 9 10 11 12 13 14 15</u>	TOTAL <u>13</u>
Date: <u>10/22</u>	Behavior: <u>calling out</u>	Number of incidents: <u>1 2 3 4 5 6 7 8 9 10 11 12 13 14 15</u>	TOTAL <u>11</u>
Date: <u>10/29</u>	Behavior: <u>calling out</u>	Number of incidents: <u>1 2 3 4 5 6 7 8 9 10 11 12 13 14 15</u>	TOTAL <u>17</u>

© TEACHING EXCEPTIONAL KINDERS

COMMUNICATE CLASSROOM BEHAVIORS



GLOW NOTE

Student Julie Date Aug. 24

I supported learning of myself and/or others by...

- ☒ showing respect for my teacher
- ☐ having a positive attitude
- ☐ raising my hand before talking
- ☐ following directions the first time
- ☐ doing my job without a reminder
- ☐ working quietly
- ☒ waiting my turn
- ☐ helping a classmate
- ☐ completing my work on time
- ☐ being kind
- ☐ Other _____

Notes
way to go, Julie!

PARENTS, PLEASE SIGN & RETURN TO SCHOOL TOMORROW.

Signed _____
Date _____

GROW NOTE

Student Susie Date June 2

Today I disrupted my learning or the learning of others by...

- ☐ Being silly or noisy
- ☐ Refusing to do my job
- ☒ Being unkind
- ☐ Repeatedly calling out
- ☐ Hurling someone
- ☐ Being disrespectful
- ☐ Other _____

My consequence was...

- ☐ Moving my clip to _____
- ☒ Writing an apology note
- ☐ Talking to the principal
- ☐ Sitting out part of recess or free time
- ☒ Conference with the teacher
- ☐ Other _____

Additional Information _____

PARENTS, PLEASE SIGN & RETURN TO SCHOOL TOMORROW.

Signed _____
Date _____

**EDITABLE
POWERPOINT
CHECKLISTS!**

BE PREPARED FOR PARENT CONFERENCES

Parent-Teacher Conference Report

STUDENT: John Smith DATE: C

GRADES	
Reading	A
Writing	A
Math	A
Science	A
Social Studies	A
	A

BEHAVIOR
Follows school and classroom
Completes classwork on time
Works well with peers
Actively participates in class
Focuses attention/stays on task
Keeps workspace tidy/organized
Solves problems independently

o = often s = sometimes

GROWS

Insert text here

Insert

Conference Notes

STUDENT: John Smith

GROWS

- Follows directions quickly
- Eager to learn
- Always prepared for class
- Great friend
- Strong phonics skills

GROWS

- Improve number identification fluency
- Practice subitizing

CONFERENCE REMINDER

_____ conference is scheduled on _____ at _____.

I look forward to discussing your student's progress this school year. If this time no longer suits you please contact me to reschedule. Thank you!

WHAT TO WORK ON AT HOME

- subitizing
- Seeds
- words

**EDITABLE
PROFESSIONAL
TEMPLATES**

KEEP FAMILIES INFORMED DAILY!



Take Home Folder Log
Week of Sept. 3rd

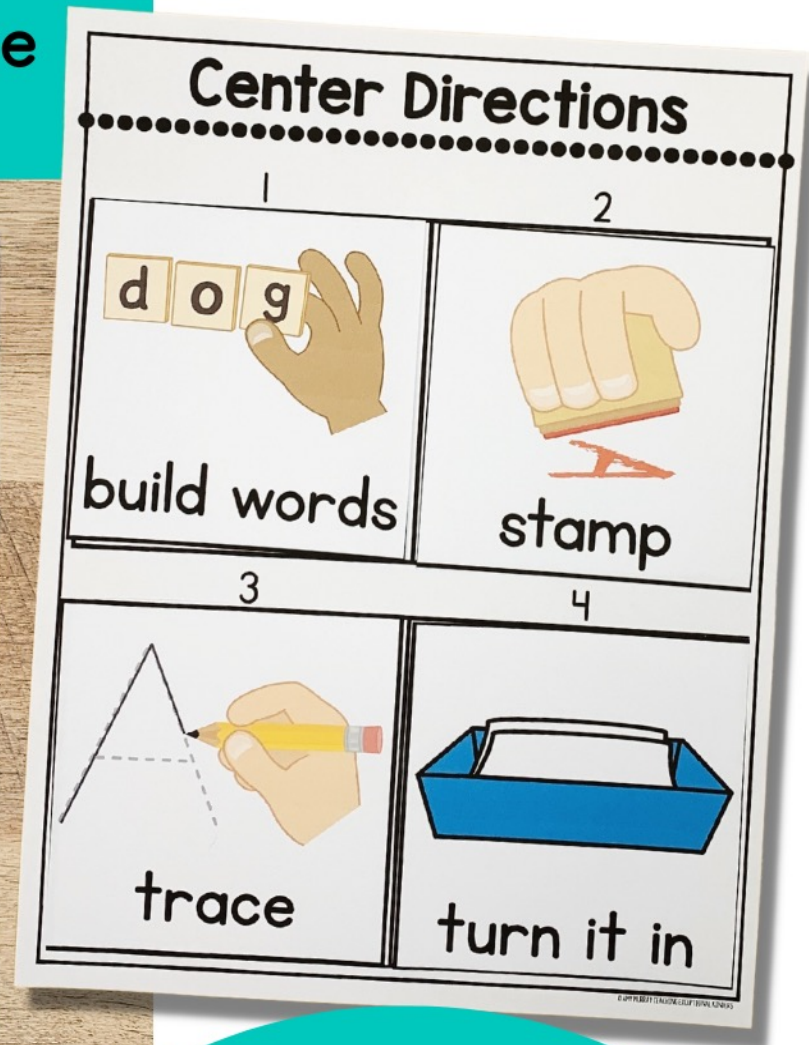


Here's what we're working on this week:
Letters and sounds for T, A, and M
Numbers 0-5
How to be a good classroom citizen

	Notes & Assignments	Parent Initials
MONDAY	NO SCHOOL	
TUESDAY	Library on Wednesday – remember your books!	
WEDNESDAY	Phys. Ed. on Thursday – wear sneakers!	
THURSDAY	Book Orders are due today! Send in your order or order online at this link:	
FRIDAY	Enjoy the weekend!	

**EDITABLE
POWERPOINT
TEMPLATES!**

PICTURE DIRECTION CARDS FOR INDEPENDENCE!

60+ Picture Direction Cards in square and rectangle options.



**LIMIT LESSON
INTERRUPTIONS!**

CREATE CLASS VISUAL SCHEDULES!

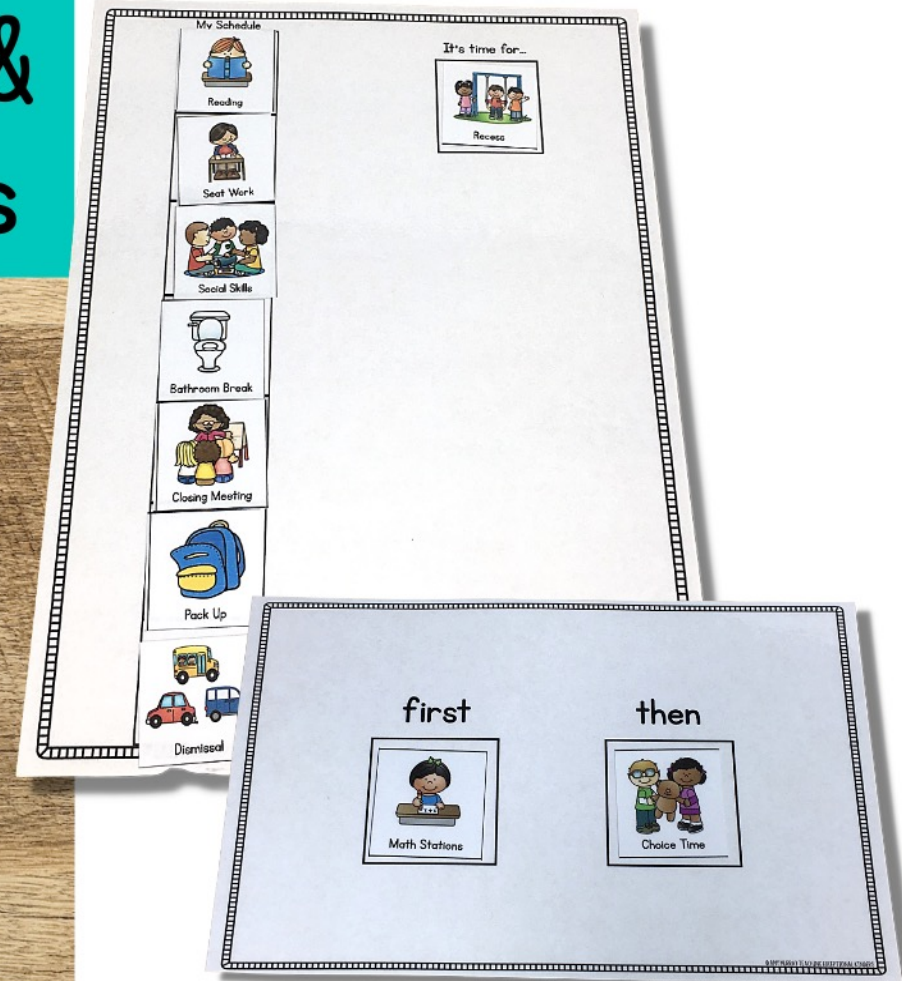
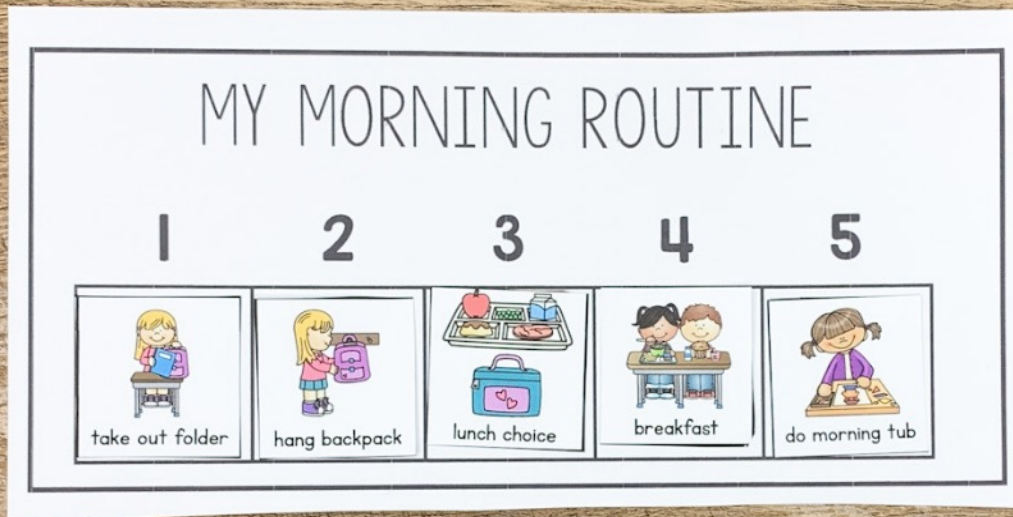
Includes 100+ different picture card options!



**HELP
STUDENTS WITH
TRANSITIONS!**

INDIVIDUAL SCHEDULE OPTIONS, TOO!



Morning Routine Visuals & Individual Schedule Tools



**HELP
STUDENTS TO
STAY ON TASK!**

SET EXPECTATIONS FOR LEARNING!

Voice Level Charts,
Listening posters, &
Ways to Sit Choices



WITH
REAL-LIFE
VISUALS!

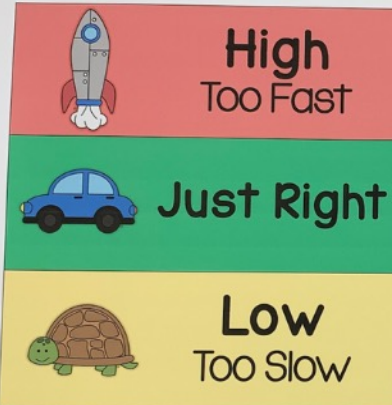
CREATE A CALMING CORNER



TEACH SELF REGULATION SKILLS!




Self Regulation Strategies & Worksheets are helpful to teach little people about regulating big emotions.

How's my engine running?



NAME Amy

Directions: Circle the picture that tells how your engine is running. Draw a picture and write about how you feel.

Circle One:  High  Just Right  Low

Draw:

Write:




I feel happy to be
at school.





BEHAVIOR REFLECTION SHEET



Name _____ Date _____

Directions: Draw a picture of what happened on this page with a grownup.

Did your behavior make it hard for you or others?

Where?   

What?    

How did you feel?  

Next time I will...

I chose to...

Next time I feel this way, I will...

Behavior Reflection Sheets are great for processing big emotions or behaviors.

FOCUS ON POSITIVE BEHAVIOR!

FAQs about Class Shout Outs

What is a Class Shout Out?
Class Shout Outs are when students who are doing a great job are reporting when they see good behavior. The goal is to decrease negative behavior by focusing on positive behavior. Students who are focused on watching for mistakes are more motivated to give them a Class Shout Out.

How do Class Shout Outs work?
Class Shout Outs happen during the day. When a student is doing a great job, he writes his name on a Class Shout Out card. At the end of the month, the Class Shout Out cards are taken down to make room for a new month of Class Shout Outs.

Is there a prize for Class Shout Outs?
No, we do not keep Class Shout Out cards. Class Shout Out cards are a management system for good things that happen in the classroom.

Who is allowed to give Class Shout Outs?
All students are encouraged to give their peers a Class Shout Out. They can give themselves a Class Shout Out if they did something good.

Class Shout Out Recording Sheet
Directions: Insert students' names in first column. Write the date students receive a shout out in the boxes.

CLASS SHOUT OUTS

Dear Families,

I am excited to tell you about a fun part of our classroom management plan! In our classroom, we give each other Class Shout Outs! What is a shout out? Class shout outs are the opposite of tattling. Shout outs happen when students "tell on someone" for displaying a positive behavior. Shout outs encourage students to catch each other being good. This practice promotes self-awareness and positive behaviors without drawing unnecessary attention to behaviors. This promotes a positive and welcoming classroom culture.

How do Class Shout Outs work? All students are encouraged to give each other Class Shout Outs when they catch each other being good. When a student is receiving a Class Shout Out, he writes his name on a post-it and puts it on the Class Shout Out board. The names are displayed on the board until the end of the month. At the end of each month the Class Shout Outs are taken down to make room for a new month of Shout Outs.

Be sure to ask your student about his Class Shout Outs! Please let me know if you have any questions.

Thanks for your support!

Today I got a Shout Out because...

- ☐ I followed directions.
- ☐ I was kind to a friend.
- ☐ I worked quietly.
- ☐ I tried my best.
- ☐ I did my job.
- ☐ Other: _____

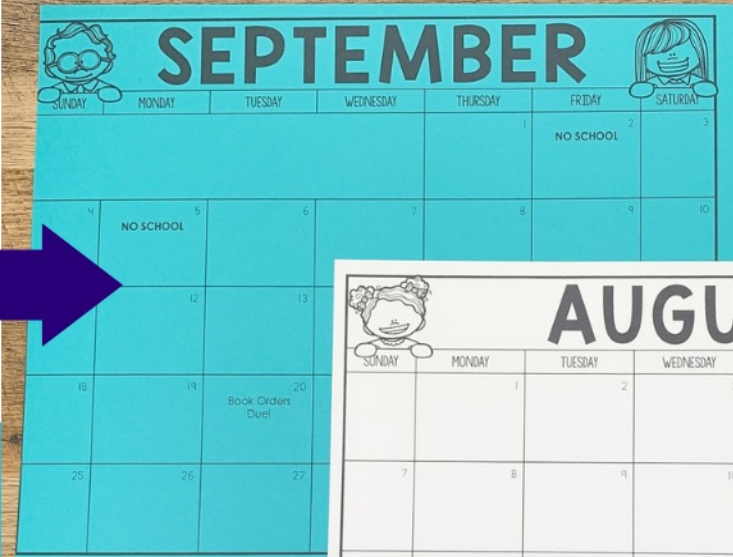
KIDS CATCH EACH OTHER BEING GOOD!

CLASS SHOUT OUTS



EVEN MORE EDITABLE TEMPLATES!

Use editable
calendar templates
to stay organized!



Positive Office Referral

Student _____ Date _____

Grade _____ Teacher _____



REASON(S) FOR REFERRAL:

- ☐ Being a kind friend
- ☐ Showing respect
- ☐ Displaying excellent effort
- ☐ Being Honest
- ☐ Having a positive attitude
- ☐ Staying safe.
- ☐ Demonstrating self-control
- ☐ Working as a team

NOTES FROM THE TEACHER:

NOTES FROM THE PRINCIPAL:

Principal's Signature _____



Celebrate students
with positive office
referral forms!